

# Inserti filettati RIVSERT ciechi

Closed end RIVSERT rivet nuts

SFRE

34026

## ■ Acciaio

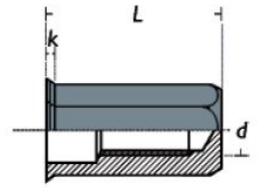
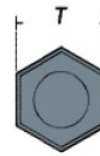
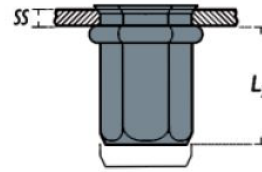
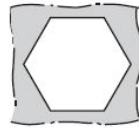
Steel




### Fusto esagonale cieco

Closed end hexagonal shank

### Testa ridotta

Reduced head



d		T	k	SS	L	L <sub>2</sub>	Tipo	Codice		
mm	mm	mm	max	mm	mm	min ÷ max	Model	Item code	pz	pz
M4	6.0	7.0	0.5	0.5 ÷ 2.0	16.0	11.0 ÷ 12.0	SFRE0402006	1772700	1000N	10000
				1.5 ÷ 4.0	16.5	SFRE0404006	1772800	1000N	10000	
M5	7.0	8.0	0.5	0.5 ÷ 3.0	20.0	14.0 ÷ 15.0	SFRE0503007	0324700	500N	6000
				2.0 ÷ 4.5	20.0	SFRE0504507	1773000	500N	6000	
M6	9.0	10.0	0.6	0.5 ÷ 3.0	21.0	14.0 ÷ 15.5	SFRE0603009	0324800	250N	3000
				2.5 ÷ 5.5	24.0	SFRE0605509	1773100	250N	3000	
M8	11.0	12.0	0.6	0.5 ÷ 3.5	23.0	19.5 ÷ 21.0	SFRE0803511	1773200	250N	2000
				3.0 ÷ 6.0	27.5	SFRE0806011	1773300	200N	1500	
M10	13.0	14.5	0.7	1.0 ÷ 4.5	28.5	16.0 ÷ 17.0	SFRE1004513	4369200	100N	1000
				3.0 ÷ 6.0	32.5	SFRE1006013	2445800	100N	1000	

\* Prezzi a richiesta | Prices on request